

How do I know if I have assignments?

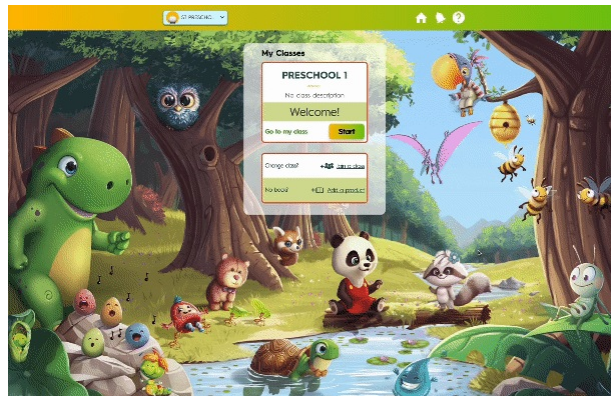
04/19/2024 12:20 pm EDT

[Students menu](#)

[Leer en español](#)

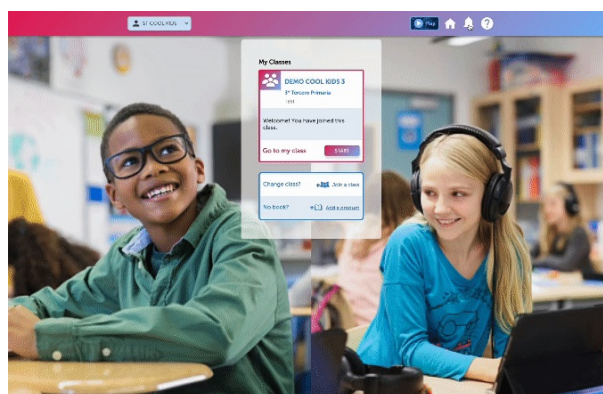
PRESCHOOL STUDENTS

1. On the home page, at the top you will see the notification bell moving. Click on it.
2. In the My Assignments module you can see how many assigned activities you have.
3. Click on one and the list of activities will open.



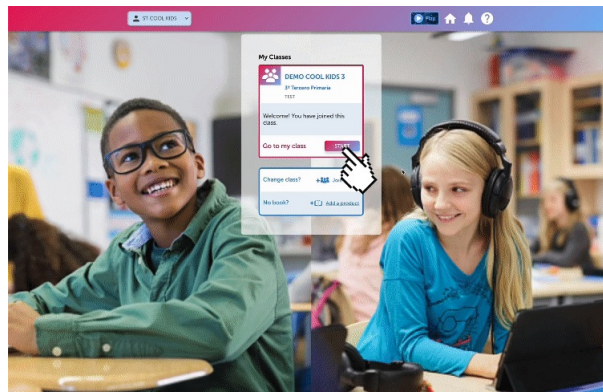
PRIMARY STUDENTS

1. On the home page, at the top you will see the notification bell moving. Click on it.
2. In the My Assignments module you can see how many assigned activities you have.
3. Click on one and the list of activities will open.



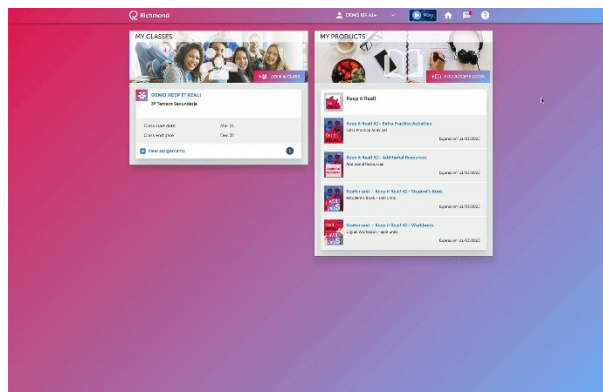
You can also view your assignments by logging into your class.

1. Go to the MY ASSIGNMENTS module.
2. In the My Assignments module you can see how many assigned activities you have.
3. Click on one and the list of activities will open.



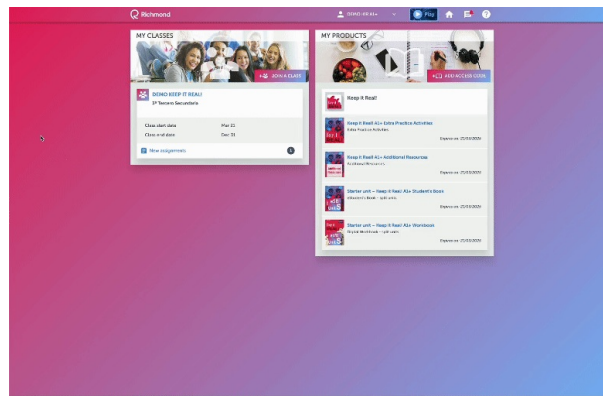
SECONDARY/ADULTS STUDENTS

1. On the home page, at the top you will see the notification icon moving. Click on it.
2. In the My Assignments module you can see how many assigned activities you have.
3. Click on one and the list of activities will open.



You can also view your assignments from the MY CLASSES list.

1. Locate your class and click on NEW ASSIGNMENTS.
2. You will see how many assigned activities you have.
3. Click on one and the list of activities will open.



If you would like to learn more about the use of the platform, please visit our knowledge base at the following link: <https://rlp-ug.knowledgeowl.com/help/student>